





Rond morcelé





1. Dessine au compas un grand rond.


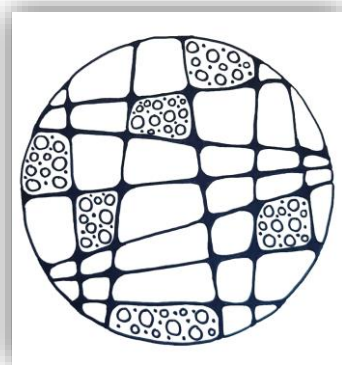
2. Trace, à la règle et au crayon, un quadrillage irrégulier.



3. Au feutre noir fin, trace le contour intérieur de chaque case en adoucissant les angles.



4. Colorie en noir les interstices dessinés.



5. Dessine des graphismes répétés dans quelques cases. Laisse des cases blanches !

